



Healthier
Pennine Lancashire



East Lancashire Hospitals
NHS Trust
A University Teaching Trust

Gastroscopy

Easy Read

Information Leaflet

for

Patients and Carers

Safe | Personal | Effective

Your doctor thinks that there is a problem with your food pipe, stomach or small bowel (oesophagus, stomach and duodenum)


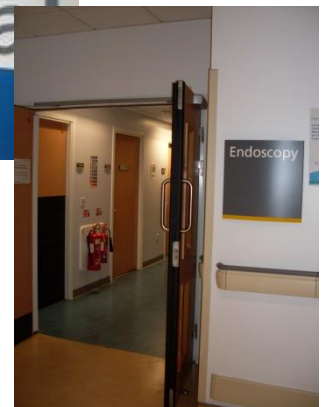
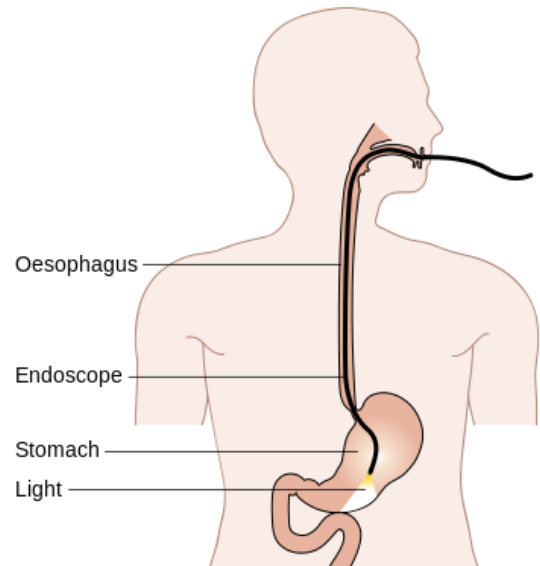
Your doctor has recommended that you come into hospital for a procedure to have a look into these areas.

This is called a gastroscopy.

This test allows the doctor to look inside your food pipe, stomach and small bowel so they can decide if you need any treatment

You will come to the endoscopy department

You must not eat or drink for 6 hours before your test



Before the test a nurse will ask you some questions and take your blood pressure, heart rate, and temperature and oxygen level



The test can be carried out with a local anaesthetic throat spray to numb the throat or a conscious sedation (to make you drowsy and relaxed)



A nurse will put a tube in the back of your hand if you are going to have some sedation



A consent form should be signed before the test this allows you the opportunity to ask questions and the risks of the test will be explained. This may be signed by yourself or may require to be signed by someone on your behalf

You will then be taken into the endoscopy room and asked to lie down on a bed.



A nurse or the doctor will spray your throat with the local anaesthetic to numb the throat

You will have a mouth piece put into your mouth; this protects your teeth and the camera

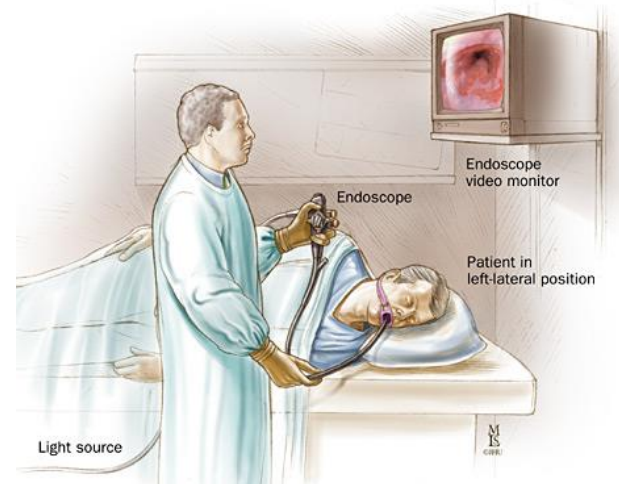
The doctor or specially trained nurse will give you some medicine (sedation) into the tube in your hand. It will make you feel drowsy/relaxed. If you have chosen to have sedation

Your blood pressure, temperature, heart rate and oxygen level will be taken throughout the test

If you are having sedation oxygen via a small tube in your nose will be given

The doctor or specially trained nurse will pass the camera into your mouth and down your food pipe so that they can then look into your stomach and small bowel

Small tissue samples (biopsies) of the lining of the food pipe, stomach or small bowel may be taken if needed to help find out what is wrong



When the test is finished you will go to the recovery area , the recovery nurse will take your blood pressure, temperature, heart rate and oxygen level a few times and look after you until you go home.

You will be able to have had a drink and something to eat , then you can go home

The doctor or a nurse will come and tell you what they have been able to see and provide a discharge letter

If you have had sedation it is advisable not to drive, drink alcohol, sign any legal documents or go to work for 24 hours

You may have a sore throat after the procedure and your tummy may feel bloated for a few hours but this should pass usually after you have passed some wind

The next day you should feel OK but if you still have tummy ache or feel unwell with a sore throat you can call your GP or 111 for advice



MAKING CHOICES

It is important that you know and understanding the risks and benefits of having a gastroscopy.

The doctors and nurse make everything as safe as possible for you but sometimes things don't go to plan.

The serious things that could happen are:

- Having difficulty breathing or problems with your heart because of the sedation or breathing in secretions, you will be monitored closely by the Doctor or nurse during your test
- A small hole or tear in your food pipe, stomach or small bowel. If the doctor or specialist Nurse cannot fix this on the endoscopy unit, you may need surgery to fix this.
- Damaging your teeth
- Bleeding

If you are worried about any of these risks you should discuss this with your doctor.





Healthier
Pennine Lancashire

NHS

East Lancashire Hospitals

NHS Trust

A University Teaching Trust

Information taken from ELHT leaflet E01 Upper GI

Endoscopy

Author: Stacey Littler-Roberts

Date of Issue: November 2024

Date of Review: November 2025

Version 5 Doc ID: ENDO-005-easyguidegastro-2024

If you require this document in an alternative format or language, please contact 01282 803541

Polish

W celu otrzymania tego dokumentu w innym formacie lub języku, prosimy o kontakt z

Punjabi

ਜੇ ਤੁਸੀਂ ਇਸ ਦਸਤਾਵੇਜ਼ ਨੂੰ ਕਿਸੇ ਵਿਕਲਪਿਕ ਫਾਰਮੈਟ ਜਾਂ ਭਾਸ਼ਾ ਵਿੱਚ ਲੈਣੀ ਚਿੰਟੋ, ਤਾਂ ਕਿਰਪਾ ਕਰਕੇ ਸੰਪਰਕ ਕਰੋ

Urdu

اگر آپ کو اس دستاویز کی ایک متبادل شکل (فارمیٹ) یا زبان میں ضرورت ہے تو براہ مہربانی رابطہ کریں

Bengali

আপনি যদি এই প্রচারপত্রটি অন্য কোন আকারে বা অন্য ভাষায় চান, তাহলে যোগাযোগ করবেন

Romanian

Dacă aveți nevoie de acest document într-un format sau limbă alternativă, vă rugăm să contactați

Lithuanian

Norint gauti šį dokumentą kitu formatu ar kita kalba, prašome susisiekti su mumis