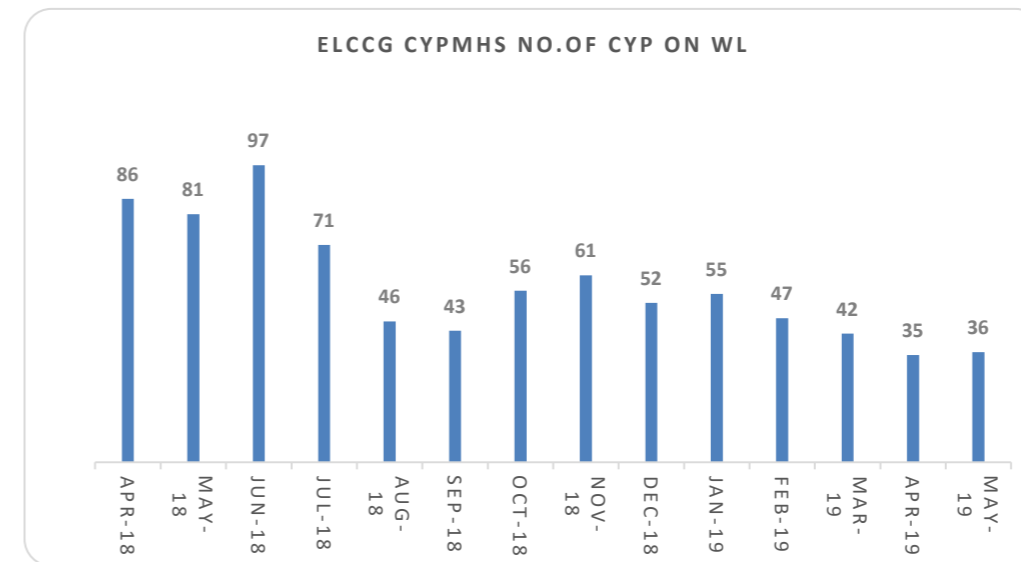
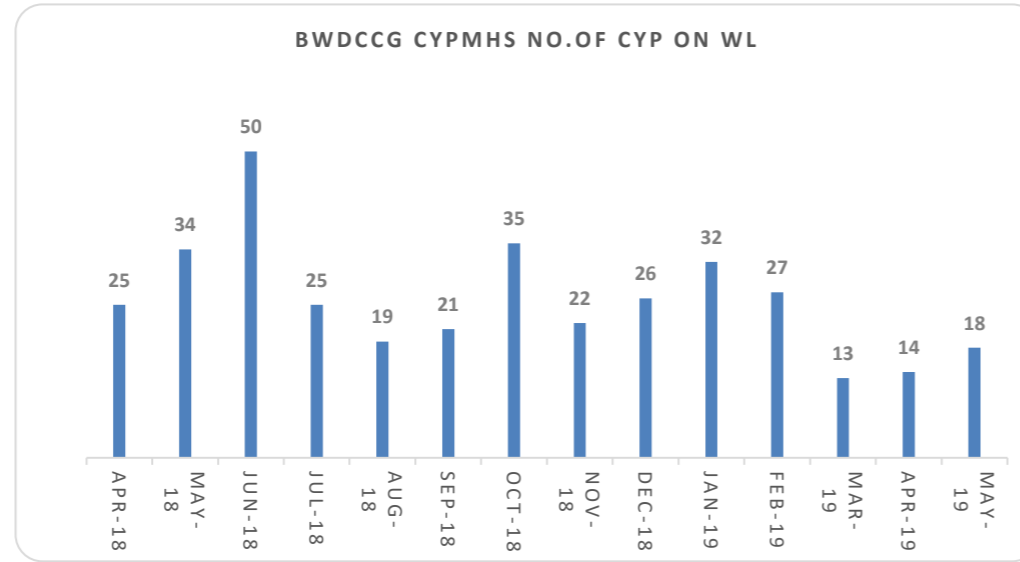


Number of CYPs waiting on the Waiting Lists (WL)



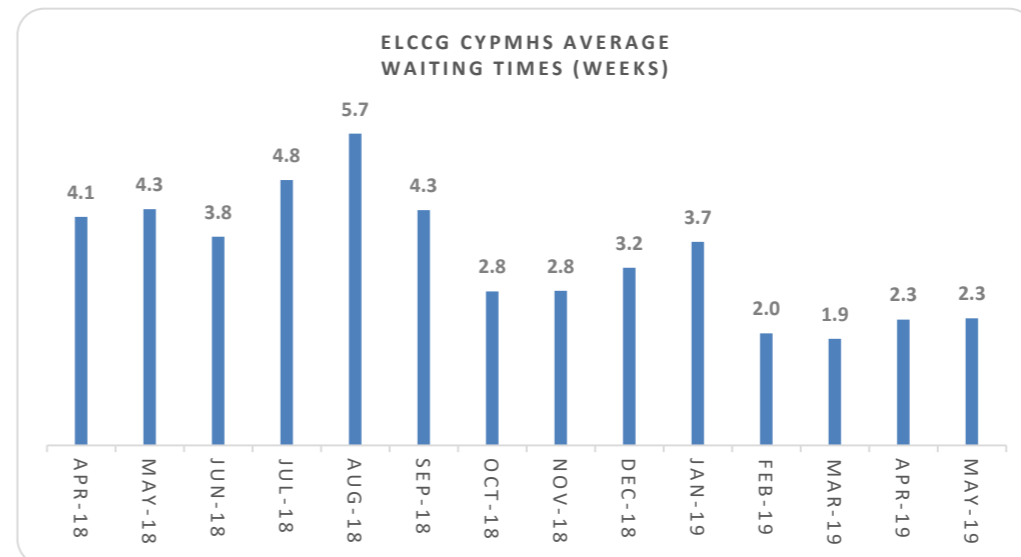
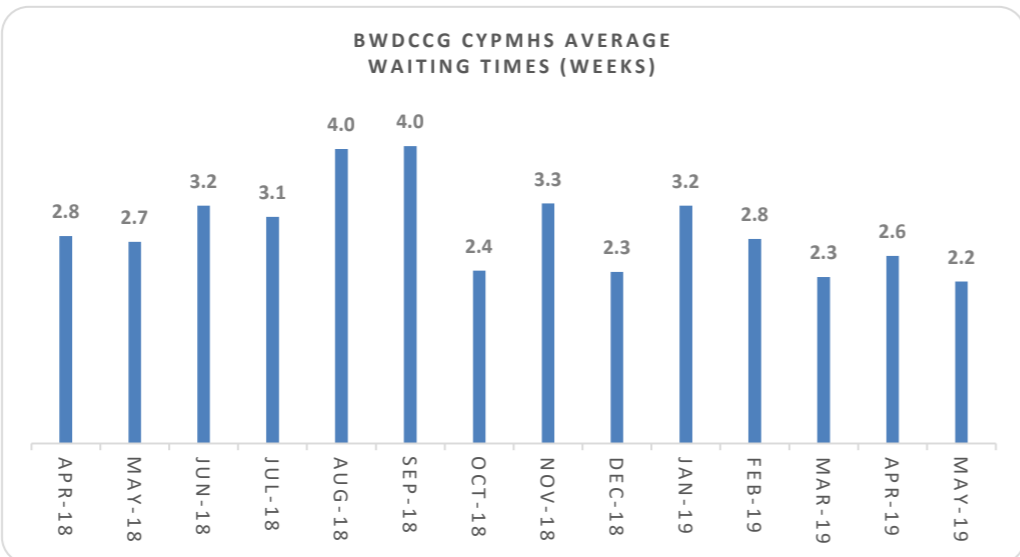
Midlands and Lancashire
Commissioning Support Unit

Month	No.Of CYPs on WL	
	BwDCCG	ELCCG
Apr-18	25	86
May-18	34	81
Jun-18	50	97
Jul-18	25	71
Aug-18	19	46
Sep-18	21	43
Oct-18	35	56
Nov-18	22	61
Dec-18	26	52
Jan-19	32	55
Feb-19	27	47
Mar-19	13	42
Apr-19	14	35
May-19	18	36



Average waiting time (Weeks)

Month	Av. Waiting Times in weeks	
	BwDCCG	ELCCG
Apr-18	2.8	4.1
May-18	2.7	4.3
Jun-18	3.2	3.8
Jul-18	3.1	4.8
Aug-18	4.0	5.7
Sep-18	4.0	4.3
Oct-18	2.4	2.8
Nov-18	3.3	2.8
Dec-18	2.3	3.2
Jan-19	3.2	3.7
Feb-19	2.8	2.0
Mar-19	2.3	1.9
Apr-19	2.6	2.3
May-19	2.2	2.3



Narrative