



Tennis Elbow Pain

Information and Exercise Leaflet for Patients and Carers

This condition is commonly known as tennis elbow. Pain is felt on the outer part of the elbow and is often tender to touch. Activities which involve moving the wrist backwards or upwards may increase or cause the pain. Sometimes gripping objects can be painful too.

The Elbow

The elbow is a hinge joint between the upper arm bone (humerus) and the forearm bones (radius and ulna). A bony prominence can be felt on each side of the elbow and this is where the muscles of the forearm attach.

Muscles which straighten your fingers and lift the wrist up merge into one tendon (common extensor origin) which, attaches to the bony lump on the outside of the elbow. Pain is commonly caused by gripping and twisting activities such as wringing out clothes or using a screwdriver.

Causes

The exact cause of tennis elbow is not known, but it does tend to occur after repetitive use of the extensor tendons at the elbow. Repeated movements are thought to cause microscopic tears in the tendon and begin to cause degeneration and pain. Tests on the tendon have proved that this is not an inflammatory process.

How is it diagnosed?

A few simple clinical tests of movement and strength can tell us what the problem is. It is not necessary to have an x-ray or scan to diagnose the problem. Occasionally an x-ray will be needed if we think you might have another underlying problem for example, osteoarthritis.

What treatments are available?

In the first instance you will be offered conservative (non-operative) management which includes advice, pain relief medication, activity modification and physiotherapy including exercise-based therapy.

Very rarely an injection will be offered if these fail to help.

Surgical management is a last resort and is only considered in few cases.

Evidence from research trials show that most patients following this regime will be better within 12 months

Advice

Try to minimise the activities which cause your pain. Try to lift with your palm facing upwards which will reduce strain through the painful muscles and tendon.

Pain Relief

Your GP or Pharmacist can advise you on the most appropriate medications to take. Remember it is usually better to take a simple low dose pain killer (e.g. paracetamol) regularly rather than to wait until the pain is bad. Your GP or Pharmacist may recommend you to use an anti-inflammatory gel for the first 2-4 weeks.

Physiotherapy

Evidence from research trials show that physiotherapy can give pain relief more quickly than waiting for the symptoms to improve. Most patients will be pain free within 12 months. The physiotherapy programme that is effective consists of a graded stretching and exercise programme. It takes several months for the benefit to be felt so it is important to persevere.

Injection

Evidence shows us that although steroid injections help to relieve the pain, they are often only effective in the short term. In the long-term, the pain can return and then be more difficult to relieve. Within 12 months, 72% of patients who had an injection had a reoccurrence of their symptoms. It is important that you think carefully about having an injection. It may be good in the short-term but then you may have more problems later.

Surgery

This involves releasing the tendon and is usually a keyhole operation. About 70% of patients improve with this type of procedure but some people are no better and a few worse. Risks include bleeding, infection, nerve damage, a painful scar and weakness. Surgery is the last resort and will only be considered after a lengthy course of conservative management.

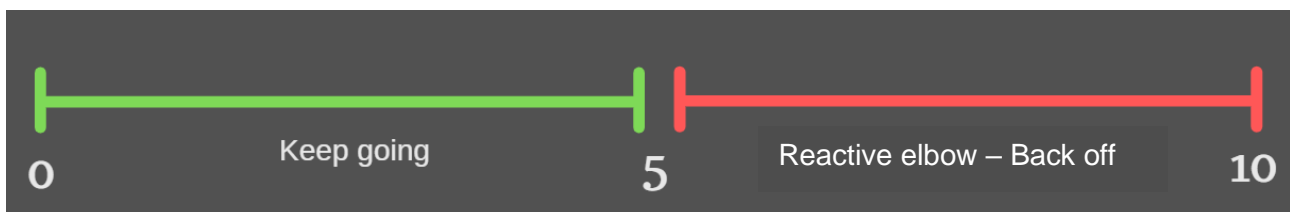
Exercise Programme

The aim of these exercises is to help regain strength, flexibility and normal movement.
Complete 2 - 3 times per day.

How do I know if my activities are causing a painful reaction?

It is common to get a painful reaction if too much load is put through the elbow. If this pain is more than 5/10 (with 10 being the worst pain imaginable) and lasts for more than 24 hours, check what you have been doing and ease back.

Once this has settled you can start to gradually reintroduce your activities and exercises. If you have a mild aggravation (pain is less than 5/10) and this settles within 24 hours, then keep going with your exercises and gradual return to full activities (see below).



Exercise 1 Clenching fist strongly

Clench fist strongly and release.

- You can clench the fist around a ball or use a hand grip strengthener.
- Repeat 10 times.
- Build up to 3 sets of 10.



Exercise 2 Resist extending the wrist

Resist extending the wrist.

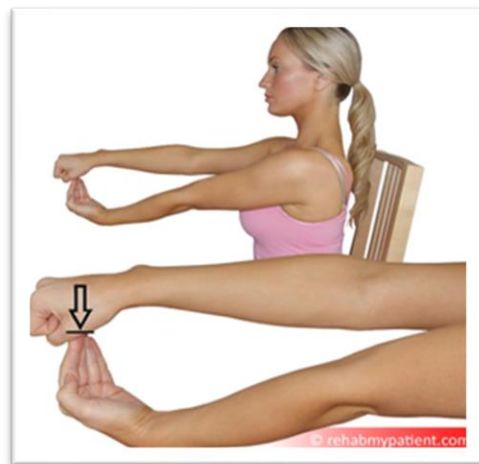
- You can do this by placing your affected hand in front of you, and resist the movement of your hand upwards.
- Your wrist should not move.
- Repeat 10 times.
- Build up to 3 sets of 10.



Exercise 3 Resist bending your wrist

Isometric flexion - Resist bending your wrist


- You can do this by placing your affected hand straight out in front of you.
- Place your other hand below and resist the movement of your hand downwards.
- Repeat 10 times.
- Build up to 3 sets of 10.



Exercise 4 Rotation with stick

Rotation with stick

- Holding a stick in both hands with the palm facing downwards (first image) rotate the wrist outwards feeling an increase in pressure on the little finger.
- Repeat 10 times.
- Build up to 3 sets of 10.
- **See second image**, hold the stick in both hands with the palm facing upwards. Rotate the wrists inwards feeling the pressure on the thumbs.
- Repeat 10 times.
- Build up to 3 sets of 10.
- *(Feb 21 - images provided by RehabMyPatient- permission gained)*



Applications (Apps)

The ORCHA website will recommend useful and rated apps to support your wellbeing.
<https://www.orchha.co.uk/>

Aims of Physiotherapy:

Physiotherapy may form one part of your management, helping you identify the main contributory factors whilst working together to plan your rehabilitation.

Your physiotherapist may spend time talking with you about your elbow pain, providing advice, reassurance and helping discuss any concerns you may have.

As mentioned previously, exercise is one of the most effective treatments for elbow pain.

A physiotherapist can provide and help oversee a personalised exercise programme focused on what you want and need your body to achieve.

Warning Signs

If you have severe pain which is getting worse over several weeks, if you are unwell, or under the age of 16 years, you should consult your doctor.

The following symptoms are very rare, but if you suddenly develop any of them, you should consult your doctor straightaway.

- Significant swelling to the arm
- Feeling generally unwell
- Sign of infection i.e. does your joint feel hot and swollen to touch compared to the other side, night sweats that are out of the ordinary, high temperature and feeling unwell.
- Constant night pain (unable to rest/sleep)
- Unexplained weight loss
- Loss of feeling such as numbness or pins and needles in your hand / wrist / arm
- Loss of control of hand movements or strength or grip (dropping objects)

If your symptoms fail to improve within 6 weeks with this regime you should contact your doctor for a physiotherapy referral.

If you require this document in an alternative format or language, please contact:

Integrated Musculoskeletal / Physiotherapy Service / Head Office: Accrington Pals Primary Health Care Centre, Paradise Street, Accrington, Lancs BB5 2EJ

Tel: 01254 736041 **Email:** elmsk@nhs.net

Polish

W celu otrzymania tego dokumentu w innym formacie lub języku, prosimy o kontakt z

Punjabi

ਜੇ ਤੁਸੀਂ ਇਸ ਦਸਤਾਵੇਜ਼ ਨੂੰ ਕਿਸੇ ਵਿਕਲਪਿਕ ਫਾਰਮੈਟ ਜਾਂ ਭਾਸ਼ਾ ਵਿੱਚ ਲੋੜੀਂਦੇ ਹੋ, ਤਾਂ ਕਿਰਪਾ ਕਰਕੇ ਸੰਪਰਕ ਕਰੋ

Urdu

اگر آپ کو اس دستاویز کی ایک متبادل شکل (فارمیٹ) یا زبان میں ضرورت ہے تو براہ مہربانی رابطہ کریں

Bengali

অন্য ভাষায় এই প্রচারপত্রটি অন্য কোনো আকারে বা অন্য ভাষায় চান, তাহলে যোগাযোগ করবেন

Romanian

Dacă aveți nevoie de acest document într-un format sau limbă alternativă, vă rugăm să contactați

Lithuanian

Norint gauti šį dokumentą kitu formatu ar kita kalba, prašome susisiekti su mumis

Department Contact Details:

Author: Integrated Musculoskeletal / Physiotherapy Service	K Chamberlain
ID No: : IMSK/Physio-001 – Tennis Elbow Pain	Version 1
Date of Issue: November 2022	Review Date: November 2024
Contact details: Integrated Musculoskeletal Service / Head Office: Accrington Pals Primary Health Care Centre, Paradise Street, Accrington, Lancs BB5 2EJ Tel: 01254 736041 Email: elmsk@nhs.net Web: www.elht.nhs.uk	
Images provided by Rehabmypatient – permission gained.	